





# FLOOR & Road



## QuickFix Floor & Road Repair Systems

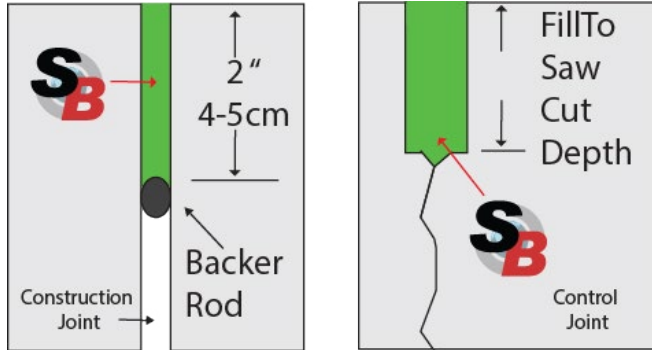


Polyurea, Polyurethane, Epoxy Formulations

SealBoss ® Joint Filler & Spall Repair

SealBoss ® QuickFix Cartridge System

SealBoss ® JointMaster TM Joint Filler Pumps



**SealBoss® QuickFix Joint Filler Technology is based on the most updated developments in polyurea, polyurethane, and epoxy formulations.**

The **SealBoss® 6500 QuickFix** Line offers new properties in terms of application speed, low temperature cure, durability and feasibility. The **SealBoss® 6880 EP QuickFix** offers heavy duty properties at traditional gel times. The **SealBoss® 6060 QuickFix** provides high strength solutions to compliment the Joint Filler products.

To ensure a complete chemical cure, color and desired physical properties it is important to premix the product components each sufficiently, condition it to room temperature and to follow the preparation guidelines closely. As with any chemical product, the conditions during the application determine the quality of the results. Please read guidelines that help ensure a smooth fit and finish and longevity of your repair. Follow the basic application steps for successful joint filling and crack repair applications.

### Timing For Product Installation

The American Concrete Institute (ACI) recommends minimum cure of 30 days before installing joint filler material to prevent adhesion failures, and to allow control and construction joints time to settle to their ultimate width through the concrete cure & shrinkage process. In a controlled freezer/cooler environment floors should be stabilized at general operating temperatures for 7 days prior to installation.

Installation should be done during the thermal contraction period of the concrete when it is colder. In hot climates morning hours suit that purpose. High concrete temperatures may accelerate cure process unevenly.

### Preparation Of Joints And Cracks

It is essential that all cracks and joints are dry at the time of application. Presence of moisture from outside sources or internal concrete moisture content, can cause bubbling and blistering in the cured product. Such affected product must be cut, removed, and reapplied.

It is recommended that all cracks be chased and all joints be cut with dustless concrete saw with a diamond blade. The blade must be run along both joint walls (in one pass in narrow joints) to restore concrete surfaces to clean, bare condition. Joints must be completely free of concrete dust and other debris and must be cleaned to their full depth or 2 inch minimum. The absence of debris and freshly cut edges provide the necessary surface to which the polyureas adhere. Any crack and joint contamination and large variations in width

### Saw-Cut Control Joints

Per American Concrete Institute, ACI 504R-12

- A minimum 3:2 (depth:width) shape factor is preferred
- Please refer to the ACI Guideline for detailed recommendations

### Construction Joints

- Depth of joint to be 2" (50 mm)
- For joints exceeding 2" (50 mm) use backer rod or other approved method to create 2" (50mm) joint depth
- Do not use backer rod in joints with depths less than 2" (50mm)
- Joint width typically predetermined by engineer during planning and construction

and joint proportions may affect the physical properties of the material and joint dynamics and can lead to adhesive or cohesive separations. In most cases when detected early after a fresh installation, separation can be addressed with the addition of more material to the separated areas.

Note: In certain scenarios structural failures can cause crack and joint separations running the entire way through the repaired areas. This is not a product failure and must be addressed by structural strengthening of the slab or substrate.

### Recommended: Double Pass Method

Many potential problems, such as uneven depth, moisture reactions and leakage into the substrate can be minimized by applying the jointfiller in two passes following in short sequence. The first pass should be a quick effort to apply an initial layer of product to the substrate and seal the surface. Any imperfections of the first layer will be covered with second, precisely applied pass minutes later when the filler meets the initial layer and now has a perfectly primed surface.

### Types Of Joints

We differentiate **Saw-Cut Control Joints** (limited depth, cut into slab to prevent mainly shrinkage cracks) and **Construction Joints** (full slab depth between two concrete pours (forms) by design, to prevent mainly concrete expansion (thermal) cracks).

### Post Installation

Do not remove material overfill prior to full cure. Filler profile must be flush with floor surface to provide proper joint protection. Use appropriate shaving or grinding tools. If filler is concave, a cap bead of additional product can be applied after roughening surface and cleaning with a solvent.

# SealBoss®

## QuickFix Floor Repair



Product Data Sheet

### SealBoss® QuickFix Jointfiller Applications In Bulk - JointMaster Pro2 G3i Digital

Before applying product to the joint, first discard material through static mixer until a uniform mixture is achieved in order to eliminate any uncured sections (this must be done for each mixer replacement). Replace mixers regularly. The pump is not designed to apply product under pressure but to dispense the product evenly at a 1:1 ratio. Any obstruction or cured material in the hoses, pumps, or mixers can cause back pressure which may blow seals or simply throw the ratio off. Keep tank valves open during use. If the valves on the top of the pump are closed during operation, it could cause a suction effect which then distorts ratios. While SealBoss® QuickFix products offer the advantage of large application temperature ranges, the product itself must be conditioned to room temperature ( 77°F / 20°C). Tank specific heater bands are available. Clean the manifold and pumps with using grease zerks. Mixers must be replaced after each break, and the entire pump thoroughly cleaned after each run.



### SealBoss® Quickfix Cartridge System Quick Guide

All QuickFix products must be applied in completely dry environments. SealBoss® QuickFix cartridges **must be conditioned to room temperature and shaken thoroughly and vigorously** (a minute or longer) prior to connecting the static mixer. This will evenly disperse the hardener and pigments and prevent variations of color and isolated spots of uncured product which may otherwise present themselves during the cure process following application. Inconsistencies in product cure and color are a direct result of insufficient premixing of product at room temperature. Following mixing, attach plastic static mixers for dispensing. Low viscosity product may need a flow reducer. Prior to applying material to the joint discard a small portion of dispensed product until the mixture is even. Fast reaction times may cause material to cure inside the mixer if dispensing is halted or too slow. It is recommended to dispense entire cartridge at a steady flow and pressure without interruptions. If application needs to stop for any reason, it is recommended to replace the static mixer. Any cured product inside of the mixer can cause the mixture to be off ratio which may result in variations of color and isolated spots of uncured product.




JointMaster Pro2 G3i Digital  
Two Component Joint Filler  
Pump with Heater Band option

If desired, dry silica sand or kiln heated sand can be added to the product up to 50% by volume. Added aggregate will make the product more rigid. While QuickFix products offer the advantage of large application temperature ranges, the product itself must be conditioned to room temperature ( 77°F / 20°C). The cartridges can most easily be maintained via the use of warm water basins. Lower temperatures result in thicker products and prolonged reactions while higher temperatures result in thinner products and accelerated reactions. If possible excessive substrate heat should be avoided (apply in the morning when in hot climates).



Please follow the guidelines and recommendations closely to achieve the best and most rewarding results.

**For detailed information please refer to the Product Data Sheets, SDS and our SealBoss.com website. Your SealBoss® Technical Representative will gladly assist you with any further questions you may have.**



**Limited Warranty Policy and Disclaimer for Products Supplied and/or Distributed by SealBoss Corp.:** SealBoss Corp. Products are for Professional Use. All recommendations, statements and technical data herein are based on tests we believe to be reliable and correct, but accuracy and completeness of said tests are not guaranteed and are not to be construed as a warranty either expressed or implied. User shall rely on his or her own information and tests to determine suitability of the product for the intended use and user assumes all risk and liability resulting from his or her use of the product. Nothing contained in any supplied materials relieves the user of the obligation to read and follow the warnings and instruction for each product as set forth in the current Technical Data Sheet, product label and Safety Data Sheet prior to product use. SealBoss Corp. warrants supplied / distributed products to be free of manufacturing defects. Seller's and manufacturer's sole responsibility shall be to replace that portion of the product of the manufacturer which proves to be defective. There are no other warranties by SealBoss Corp. of any nature whatsoever expressed or implied, including any warranty of merchantability or fitness for a particular purpose in connection with this product. SealBoss Corp. shall not be liable for damages of any sort, including remote or consequential damages resulting from any claimed breach of any warranty whether expressed or implied. SealBoss Corp. shall not be responsible for use of this product in a manner to infringe on any patent or any other intellectual property rights held by others. In addition, no warranty or guarantee is being issued with respect to appearance, color, fading, chalking, staining, shrinkage, peeling, UV damage, excessive temperature exposure, normal wear and tear or improper application by the applicator. Damage caused by abuse, neglect and lack of proper maintenance, acts of nature and / or physical movement of the substrate or structural defects are also excluded from the limited warranty. SealBoss Corp. reserves the right to conduct performance tests on any material claimed to be defective prior to any repairs by owner, general contractor, or applicator. Neither seller nor manufacturer shall be liable to the buyer or any third person for any injury, loss or damage directly or indirectly resulting from use of or inability to use the product. Recommendations and statements other than those contained in a written agreement signed by an officer of the manufacturer shall not be binding upon the manufacturer or seller. SealBoss Corp. reserves the right to change the properties of products without notice.

Revised 201705



# SealBoss®

## 6060T QuickFix



Product Data Sheet

Road & Highway  
Spall & Crack Concrete Mender & Welder

### SealBoss® 6060T QuickFix Applications

- Traffic Area Spall, Crack & Pothole Repairs
- Concrete and Asphalt 'Welding' Applications
- Grade Matching, Patching

### Typical Projects

- Highway, Bridge, Driveway, Walkway, Playground
- Warehouse, Ramp, Parking Decks, Garages

### Product Description

**SealBoss® 6060 T QuickFix** has been formulated for highway and other extensive repair projects where a fast cure and permanent solution is needed. Depending on the requirements, SealBoss® 6060 T QuickFix can be used with a variety of aggregates including gravels and sands thereby allowing the user to solve several problems with one material.

Based on the product's rapid cure properties, repairs can be completed with minimal traffic closure time.

SealBoss® 6060 T QuickFix has excellent chemical resistance to oils, hydraulic fluids, gasoline, salts, and antifreeze. The product contains no solvents and has no odor.

SealBoss® 6060 T QuickFix is a fast cure, low viscosity, rapid set, high strength, self-leveling, two component, 1:1 ratio by volume, 100% solids polyurethane polymer for concrete and asphalt repairs.

SealBoss® 6060 T QuickFix works for concrete and asphalt repairs and is an excellent high strength bonding agent for use with a wide variety of aggregates. The product penetrates into small cracks and forms a high strength adhesive bond between broken structures with the benefit of sealing the base against further erosion from water in outside applications. The tack free time is 5 to over 10 minutes depending on temperature.

Ask your SealBoss® technician for details. The product is for professional use.

### Installation Guidelines

Clean the area of debris and contaminants, such as oils, loose materials, dirt, rubber etc., to allow for good adhesion of the product. Expose clean rough concrete for best results. If using a saw to cut concrete and clean the crack, remove all the dust from the cutout area. Make sure the surfaces are dry. All equipment, pumps and hoses must be dry. Avoid moisture contact with the mixture.

For bulk mixing, pre-mix each component thoroughly. Proportion equal parts by volume of Component "A" and Component "B" through appropriate metered mixing equipment. Mix only the quantity that can be used within pot life and do not allow mixed material to reside in static mixing head or mixer for more than 1 minute or nozzle blockage may result. Do not add solvents. Minimum age of concrete must be 21-28 days, depending on curing and drying conditions prior to applications.

### Deep Crack / Joint Application

Apply product to the bottom of the crack and work up in

Fast Cure, Low Viscosity Road & Highway  
Crack, Spall & Delamination Repair System  
Concrete & Asphalt



### SealBoss® 6060T QuickFix Advantages

- 100% Solids, VOC Free
- Produces High Strength Quickly
- Excellent Aggregate Bonding Properties
- Short 'Return to Service' Times
- Essentially Odorless
- Resistant to Petrochemicals

layers. First apply product, then deliver aggregate into the applied product. Add more product & aggregate. Repeat the steps until reaching the finished grade.

### Aggregate

The use of approved non reactive aggregate with SealBoss® 6060 T QuickFix may increase gel and cure times. Aggregate must be free of moisture. Dry silica sand and a variety of gravel grades may be used depending on the applications and specific demands of the job site.

### Maintenance of Equipment

Tools and equipment must be cleaned immediately after use. Remove all excess product. Cured product is hard to remove. **SealBoss® R70 Pump Flush** is a solvent free, non-flammable cleaner, lubricator, pump and hose conditioner. Please refer to the product data sheet for detailed information.

### Health and Safety

Protect your health! Observe container labels, SDS, applicable laws and regulations and all instructions before using the product and equipment. Always use safety gear in compliance with OSHA and all applicable local and job-site regulations while working with products. Wear appropriate safety goggles, gloves and safety clothing. Consider property in proximity of the application to prevent loss or damage. Protect jobsite from unauthorized persons. Store all materials and equipment safely and out of reach of children and animals!

SealBoss® 6060T QuickFix




# SealBoss®

## 6060T QuickFix



Product Data Sheet  
Road & Highway  
Spall & Crack Concrete Mender & Welder



SealBoss® 6060T QuickFix



# SealBoss®

## 6500 QuickFix Polyurea



Product Data Sheet  
Heavy Duty Polyurea Joint Filler

### Product Description

**SealBoss® 6500 QuickFix** is an advanced rapid-setting, self leveling, two component, 1:1 ratio, 100% solids, flexible, polyurea polymer product.

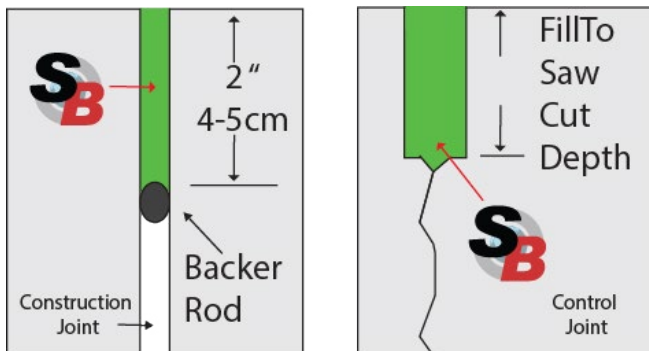
**SealBoss® 6500 QuickFix** is a high quality joint and crack filler for concrete substrates in applications that are time critical. It works well in adverse temperature conditions as the material cures in ambient temperatures from -28°C (-20°F) to 54°C (130°F). The tack free time is 5 to over 15 minutes depending on temperature. This permits to reopen the jobsite to traffic just one hour after application in most conditions.

### Installation Guidelines

Clean the area of debris and contaminants, such as oils, loose materials, dirt, rubber etc., to allow for good adhesion of the product. Expose clean rough concrete for best results. If using a saw to cut concrete and clean the crack, remove all the dust from the cut out area. Make sure the area is dry. All equipment, pumps and hoses must be dry. Avoid moisture contact with the mixture.

For bulk mixing, pre-mix each component thoroughly. Proportion equal parts by volume of Component "A" and Component "B" through appropriate metered mixing equipment. Mix only the quantity that can be used within 2 minutes and do not allow mixed material to reside in static mixing head or mixer for more than 1 minute or nozzle blockage may result.

Do not add solvents. They will prevent proper cure. Not for sealing cracks and joints under hydrostatic pressure or with extreme movement. Material is a vapor barrier after cure. Minimum age of concrete must be 21-28 days, depending on curing and drying conditions prior to applications. Exposure to sunlight (UV) may cause discoloration, however the physical properties are essentially unaffected. Product may exhibit bubbling and/or compromised adhesion in excessive concrete or ambient moisture levels. Ask your SealBoss® technician for details. The product is for professional use.



### Maintenance of Equipment

Tools and equipment must be cleaned immediately after use. Remove all excess product. Cured product is hard to remove. **SealBoss® R70 Pump Flush** is a solvent free, non-flammable cleaner, lubricator, pump and hose conditioner. Please refer to the product data sheet for detailed information.

### Fast Cure Joint Filler & Joint Repair System Clear, Grey and Custom Colors

#### SealBoss® 6500 QuickFix Applications

- **Class 5-9 Concrete Floors**, applications which receive heavy vehicle traffic, such as fork lifts or steel wheeled carts
- To fill cracks, damaged control joints, construction joints on horizontal concrete
- Highly flexible, allowing slab movement, yet strong enough to protect the vertical edges of concrete from spalling under heavy loading

#### SealBoss® 6500 QuickFix Advantages

- **Low Emitting Sealant/Filler**  
100% Solids, VOC Free, Essentially Odorless
- Remains Flexible, Even in Cold Temperatures
- Return Project to Service in 60 Minutes
- Cures From -28°C / -20°F to 54°C / 130°F
- Reduced Moisture Sensitivity
- Resistant to Petrochemicals

#### Typical Application Environments

- Industrial Facilities
- Warehouse Floors
- Manufacturing Facilities
- Pulp and Paper Mills
- Bottling and Canning Facilities
- Airports
- Water and Waste Water Treatment
- Cold Storage Facilities
- Food Processing Facilities
- Freezers

#### Tips for Cartridge Users

- Shake cartridge prior to all applications and each time it is used for a minimum of 1 minute.
- Remove air from system - prime cartridge by slowly dispensing product from cartridge into mixer in vertical orientation until mixer is completely filled.
- Discard a small amount of product prior to application. Ratio may be slightly off when initial product travels through static mixer. Once uniform mixture is observed, product is ready for application.
- Do not apply to wet or damp substrates. Excessive moisture may cause bubbles or uneven reaction.

#### JointMaster Pro2 G3i Digital Recommended heavy duty joint fill machine



SealBoss® 6500 QuickFix



### Technical Data

#### PHYSICAL PROPERTIES:

Color (A+B)  
 Viscosity (mixed)  
 Mix Ratio (by volume)  
 Pot Life 0.1 kg at 25°C / 77°F  
 Tack Free, Thin Film at 25°C / 77°F  
 Initial Cure at 25°C / 77°F  
 Final Cure at 25°C / 77°F  
 % of Elongation  
 Service Movement  
 Tensile Strength, psi  
 Bond Strength, fully cured  
 clean concrete, psi  
 Shore "A" Hardness  
 Resistance to Chemicals  
 Color Pack (Optional):  
 ISO Side:  
 PACKAGING:  
 1:1 ratio by volume units:  
 Shelf Life, Storage Conditions:  
 Disposal:

Charcoal Grey, Black, or Other  
 Self Leveling  
 1:1  
 30-60 sec standard  
 5-8 min  
 15 min  
 60 min  
 180-200                      ASTM D-412  
 ± 20%  
 900-1000                     ASTM D-412  
 500                             ASTM C-882  
 75-85A                        ASTM D-2240  
 Resistant to Most Organic Solvents, Mild Acids, Alkali & Microorganisms  
 Add Color Pack to Component B  
 Component A is ISO-Side of the product  
**1 & 5 Gallon Units, Drums**  
**22 oz cartridges** (yields 39 cu in.)  
 1 year in original unopened container. Store at 55-95°F,  
 In accordance with all applicable laws and regulations. Empty  
 containers must be drip free

#### Chemical Resistance:

Test Procedure; ASTM D-1308 at 72°F  
 R=Recommend RC=Conditional,  
 some swelling or discoloration  
 N=Not Recommend  
 1=Some discoloration only  
 Acetic Acid 10 % R, Acetone C  
 Battery Acid (Sulfuric Acid) C  
 Brake fluid R, Chlorine (2,000ppm in H2O)R  
 Citric Acid R, Gasoline R  
 Hydraulic Oil R-1, Methanol (5%) Gasoline C  
 Motor Oil R-1, Toluene C, Vinegar R  
 Water R

### Health and Safety

Protect your health! Always use safety gear in compliance with OSHA and all applicable local and job-site regulations While working with products. Handling of this product may result in spills, splashes, and airborne substances. Wear appropriate safety goggles, gloves and safety clothing at all times. Consider property in proximity of the application to prevent loss or damage. Protect jobsite from unauthorized persons. Store all materials and equipment safely and out of reach of children and animals! Observe container labels, SDS, applicable laws and regulations and all instructions before using the product and equipment. In case one of the components comes in contact with the skin, wash thoroughly with soap and water. Provide adequate ventilation in volume and pattern in working area. Further protection: emergency showers and eyewash stations. Get immediate medical attention as needed.

### Approximate Coverage Chart

Joint Size (US)	LF/Gal.	Joint Size (Metric)	M/Gal
1/8" x 11/2"	100	3 x 38	30
1/8" x 13/4"	85	3 x 44	26
1/8" x 2"	75	3 x 50	23
3/16" x 3/4"	135	5 x 19	41
3/16" x 1"	100	5 x 25	30
3/16" x 11/4"	85	5 x 31	26
3/16" x 11/2"	70	5 x 38	21
3/16" x 13/4"	60	5 x 44	18
3/16" x 2"	50	5 x 50	15
1/4" x 1"	80	6 x 25	24
1/4" x 11/4"	60	6 x 31	18
1/4" x 11/2"	50	6 x 44	14
1/4" x 13/4"	45	6 x 50	12
1/4" x 2"	40	9 x 25	15

### Cartridge Material Consumption

Filling joint slots in given dimensions.

Feet per 22 oz. Cartridge

Width	1/4"	1/2"	3/4"	1"	1-1/4"	1-1/2"
Depth						
1/4"	52.9					
1/2"	26.5	13.2				
3/4"	17.6	8.8	5.9			
1"	13.2	6.6	4.4	3.3		
1- 1/4"	10.6	5.3	3.5	2.6	2.1	
1-1/2"	8.8	4.4	2.9	2.2	1.8	1.5
1-3/4"	7.6	3.8	2.5	1.9	1.5	1.2
2"	6.6	3.3	2.2	1.6	1.3	1.1
2-1/2"	5.3	2.6	1.8	1.3	1.1	.87
3"	4.4	2.2	1.5	1.1	.87	.73



**Limited Warranty Policy and Disclaimer for Products Supplied and/or Distributed by SealBoss Corp.:** SealBoss Corp. Products are for Professional Use. All recommendations, statements and technical data herein are based on tests we believe to be reliable and correct, but accuracy and completeness of said tests are not guaranteed and are not to be construed as a warranty either expressed or implied. User shall rely on his or her own information and tests to determine suitability of the product for the intended use and user assumes all risk and liability resulting from his or her use of the product. Nothing contained in any supplied materials relieves the user of the obligation to read and follow the warnings and instruction for each product as set forth in the current Technical Data Sheet, product label and Safety Data Sheet prior to product use. SealBoss Corp. warrants supplied / distributed products to be free of manufacturing defects. Seller's and manufacturer's sole responsibility shall be to replace that portion of the product of the manufacturer which proves to be defective. There are no other warranties by SealBoss Corp. of any nature whatsoever expressed or implied, including any warranty of merchantability or fitness for a particular purpose in connection with this product. SealBoss Corp. shall not be liable for damages of any sort, including remote or consequential damages resulting from any claimed breach of any warranty whether expressed or implied. SealBoss Corp. shall not be responsible for use of this product in a manner to infringe on any patent or any other intellectual property rights held by others. In addition, no warranty or guarantee is being issued with respect to appearance, color, fading, chalking, staining, shrinkage, peeling, UV damage, excessive temperature exposure, normal wear and tear or improper application by the applicator. Damage caused by abuse, neglect and lack of proper maintenance, acts of nature and / or physical movement of the substrate or structural defects are also excluded from the limited warranty. SealBoss Corp. reserves the right to conduct performance tests on any material claimed to be defective prior to any repairs by owner, general contractor, or applicator. Neither seller nor manufacturer shall be liable to the buyer or any third person for any injury, loss or damage directly or indirectly resulting from use of or inability to use the product. Recommendations and statements other than those contained in a written agreement signed by an officer of the manufacturer shall not be binding upon the manufacturer or seller. SealBoss Corp. reserves the right to change the properties of products without notice. Revised 201805

# SealBoss®

## 6060 QuickFix



Product Data Sheet  
Spall & Crack Repair  
Mender & Welder

### SealBoss® 6060 QuickFix Applications

- Concrete and Asphalt 'Welding' Applications
- Traffic Area Spall, Crack & Pothole Repairs
- Grade Matching, Patching
- Fill & Repair before Coating
- Interior and Exterior use

### Typical Projects

- Highway, Bridge, Driveway, Walkway, Playground
- Warehouse, Ramp, Parking Decks, Garages

Fast Cure, Low Viscosity Road & Highway, Floor Crack & Spall Repair System Concrete & Asphalt

### SealBoss® 6060 QuickFix Advantages

- 100% Solids, VOC Free
- Produces High Strength Quickly
- Excellent Aggregate Bonding Properties
- Short 'Return to Service' Times
- Essentially Odorless
- Resistant to Petrochemicals

### Product Description

**SealBoss® 6060 QuickFix** is an advanced polyurethane formulated, low viscosity, rapid set, high strength, ultra low viscosity, self leveling, two component, 1:1 ratio by volume, 100% solids repair material. This strong and rigid material has been designed to fix spalled concrete surfaces and cracks, and to rebuild damaged control joints effectively and quickly. SealBoss® 6060 QuickFix works for concrete and asphalt repairs. The product penetrates into small cracks and forms a high strength adhesive bond between broken structures with the benefit of sealing the base against further erosion from water in outside applications. The tack free time is 5 to over 15 minutes depending on temperature. Exposure to sunlight (UV) may cause discoloration, however the physical properties are essentially unaffected. SealBoss® 6060 QuickFix is slightly moisture sensitive and should be applied on dry surfaces. Please refer to our flexible products such as **SealBoss® 6500 QuickFix** for areas where movement is required. Ask your SealBoss® technician for details. The product is for professional use.

### Installation Guidelines

Clean the area of debris and contaminants, such as oils, loose materials, dirt, rubber etc., to allow for good adhesion of the product. Expose clean rough concrete for best results. If using a saw to cut concrete and clean the crack, remove all the dust from the cut out area. Make sure the area is dry. All equipment, pumps and hoses must be dry. Avoid moisture contact with the mixture.

For bulk mixing, pre-mix each component thoroughly. Proportion equal parts by volume of Component "A" and Component "B" through appropriate metered mixing equipment. Mix only the quantity that can be used within pot life and do not allow mixed material to reside in static mixing head or mixer for more than 1 minute or nozzle blockage may result. Do not add solvents. Minimum age of concrete must be 21-28 days, depending on curing and drying conditions prior to applications.

#### Deep Crack / Joint Application

Apply product to the bottom of the crack and work up in layers. First apply product, then deliver aggregate into the applied product. Add more product & aggregate. Repeat the steps until reaching the finished grade.

#### Aggregate

The use of approved non reactive aggregate with SealBoss® 6060 QuickFix will increase gel and cure times.

Aggregate must be free of moisture. In exterior applications, the use of dry silica sand (grit sizes from 12 to 60) will reduce discoloration from UV Rays. Certain gravel grades may be used on large applications. Ask your SealBoss technician for details.

### Maintenance of Equipment

Tools and equipment must be cleaned immediately after use. Remove all excess product. Cured product is hard to remove. **SealBoss® R70 Pump Flush** is a solvent free, non-flammable cleaner, lubricator, pump and hose conditioner. Please refer to the product data sheet for detailed information.

### Health and Safety

Protect your health! Always use safety gear in compliance with OSHA and all applicable local and job-site regulations while working with products. Handling of this product may result in spills, splashes, and airborne substances. Wear appropriate safety goggles, gloves and safety clothing at all times. Consider property in proximity of the application to prevent loss or damage. Protect jobsite from unauthorized persons. Store all materials and equipment safely and out of reach of children and animals! Observe container labels, SDS, applicable laws and regulations and all instructions before using the product and equipment. In case one of the components comes in contact with the skin, wash thoroughly with soap and water. Provide adequate ventilation in volume and pattern in working area. Further protection: emergency showers and eyewash stations. Get immediate medical attention as needed.

### Tips for Cartridge Users

- Shake cartridge prior to all applications and each time it is used for a minimum of 1 minute.
- Remove air from system - prime cartridge by slowly dispensing product from cartridge into mixer in vertical orientation until mixer is completely filled.
- Discard a small amount of product prior to application. Ratio may be slightly off when initial product travels through static mixer. Once uniform mixture is observed, product is ready for application.
- Do not apply to wet or damp substrates. Excessive moisture may cause bubbles or uneven reaction.

SealBoss® 6060 QuickFix





### TECHNICAL DATA

Viscosity (Mixed)  
Hardness, durometer  
Tensile Strength  
Tear Strength  
Elongation %  
Compressive Strength (neat)  
(with sand)  
Bond Strength  
Pot Life:  
6060 QuickFix C-881 77° - 100 Grams  
Shelf Life:  
Storage Conditions:  
Disposal:

90 cps  
67 to 72D  
4600 psi  
489 lb/mil  
6% to 8%  
3900 psi  
4800 psi  
3450 psi  
ASTM D2240  
ASTM D412  
ASTM D624  
ASTM D412  
ASTM C109  
ASTM 882-99

Approx. 1-3 minutes  
1 year in original unopened container.  
Store at 55-95°F.

In accordance with all applicable laws and regulations:  
Empty containers must be drip free  
22 oz cartridges, 1 / 5 / 55 Gallon Kits

### PACKAGING:

Chemical Resistance:

Chemical	Result
Acetic Acid 10 %	R
Acetone	RC
Battery Acid (Sulfuric Acid)	RC
Brake fluid	R
Chlorine (2,000 ppm in H2O)	R
Citric Acid	R
Gasoline	R
Hydraulic Oil	R-1
Methanol (5%)	RC
Motor Oil	R-1
Toluene	RC
Vinegar	R
Water	R
Xylene	R

Test Procedure; ASTM D-1308 at 72°F

R=Recommend

RC=Recommend Conditional,  
Some swelling or discoloration

N=Not Recommend


1=Some discoloration only

Application Guns

We supply pneumatic, electric  
& hand operated application guns



JointMaster Pro2 G3i Digital  
Two Component Pump



**Limited Warranty Policy and Disclaimer for Products Supplied and/or Distributed by SealBoss Corp.:** SealBoss Corp. Products are for Professional Use. All recommendations, statements and technical data herein are based on tests we believe to be reliable and correct, but accuracy and completeness of said tests are not guaranteed and are not to be construed as a warranty either expressed or implied. User shall rely on his or her own information and tests to determine suitability of the product for the intended use and user assumes all risk and liability resulting from his or her use of the product. Nothing contained in any supplied materials relieves the user of the obligation to read and follow the warnings and instruction for each product as set forth in the current Technical Data Sheet, product label and Safety Data Sheet prior to product use. SealBoss Corp. warrants supplied / distributed products to be free of manufacturing defects. Seller's and manufacturer's sole responsibility shall be to replace that portion of the product of the manufacturer which proves to be defective. There are no other warranties by SealBoss Corp. of any nature whatsoever expressed or implied, including any warranty of merchantability or fitness for a particular purpose in connection with this product. SealBoss Corp. shall not be liable for damages of any sort, including remote or consequential damages resulting from any claimed breach of any warranty whether expressed or implied. SealBoss Corp. shall not be responsible for use of this product in a manner to infringe on any patent or any other intellectual property rights held by others. In addition, no warranty or guarantee is being issued with respect to appearance, color, fading, chalking, staining, shrinkage, peeling, UV damage, excessive temperature exposure, normal wear and tear or improper application by the applicator. Damage caused by abuse, neglect and lack of proper maintenance, acts of nature and / or physical movement of the substrate or structural defects are also excluded from the limited warranty. SealBoss Corp. reserves the right to conduct performance tests on any material claimed to be defective prior to any repairs by owner, general contractor, or applicator. Neither seller nor manufacturer shall be liable to the buyer or any third person for any injury, loss or damage directly or indirectly resulting from use of or inability to use the product. Recommendations and statements other than those contained in a written agreement signed by an officer of the manufacturer shall not be binding upon the manufacturer or seller. SealBoss Corp. reserves the right to change the properties of products without notice.

Revised 201705

# SealBoss®

## 6880 EP QuickFix



Product Data Sheet

Industry Standard Epoxy Joint Filler

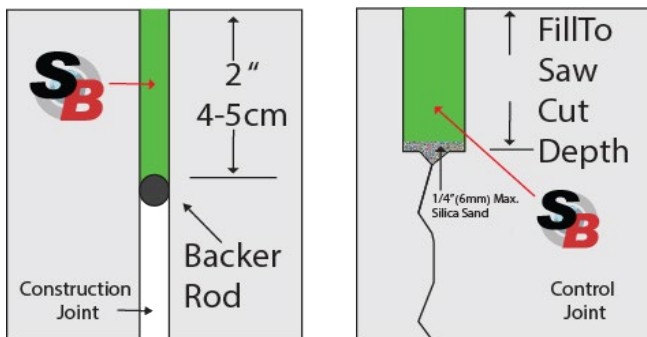
### Product Description

**SealBoss® 6880 EP QuickFix** is a two component, 1:1 ratio, low viscosity, heavy duty, epoxy joint filler designed to protect joints and joint edges in industrial concrete floors from traffic and load related damages and spalling. The product is also suitable for standard floor joint and floor crack repair.

SealBoss® 6880 EP QuickFix joint filler bonds tightly to the sides of concrete joints, prevents contaminant and water penetration, and delivers high wear resistance and durability. The ambient temperature range for the cured product should be from 40°F (10°C) to +120°F (50°C). SealBoss® 6880 EP QuickFix is designed for use on concrete floors. References: 03251 (expansion/contraction joints), 03300 (cast-in-place concrete) and/or 03930 (control joint sealers). Ask your SealBoss® technician for details. The product is for professional use.

### Installation Guidelines

SealBoss® 6880 EP QuickFix should be applied to full joint depth in dry and dust-free saw-cut control joints at a depth of 2 in (5 cm), see ACI and PCI guidelines. Very deep shrinkage cracks beyond the saw-cut depth may be sealed with a 1/4" (0.6 cm) layer of clean, dry silica sand prior to applying the product. Note: Use of Backer Rod may de-stabilize the load bearing properties of the product. If reduced load bearing properties are acceptable, Backer Rod can be used in through-slab construction (cold) joints if a minimum of 2 in (5 cm) of depth remains for product. To ensure adequate adhesion, ACI recommends a slab cure of 60-90 days or longer to permit for greater concrete shrinkage/joint opening, lessening the expected incidence of joint filler separation. 28 day cure times should be considered the absolute minimum. Floor temperature and product temperature must be between 60-90°F (16-33°C) during the application for complete cure. Temperatures below 50F (10°C) will inhibit the cure.



**Joint Preparation:** Thoroughly remove all dust, debris and moisture from joints to not compromise adhesion. Use a dustless concrete saw with diamond blade. For clean concrete surfaces, primer is not needed. Caution: Thoroughly read SDS and installation instructions prior to opening containers or dispensing.

**Mixing:** Use a variable speed drill at low RPM and two paint mixing paddles (Jiffy or similar) to pre-mix SealBoss® 6880 EP QuickFix Parts A and B for approx. 3 minutes prior to pouring into pump tank. Do not dilute or alter material.

### SealBoss® 6880 EP QuickFix Advantages

- **Class 5-9 Concrete Floors**, applications which receive heavy vehicle traffic, such as fork lifts or steel wheeled carts
- 1:1 Mix Ratio
- Load-Supporting Rigidity
- Spall-Preventing Strength
- Movement-Permitting Flexibility
- 100% Solids Epoxy Formulation
- VOC Free
- ACI, PCA Guidelines Compliant
- USDA/FDA Compliant

### JointMaster Pro2 G3i Digital

Recommended heavy duty joint fill machine



**Dispensing:** Best results are obtained by dispensing through a dual-component dispensing pump such as the **SealBoss® JointMaster Pro 2 G3i Digital** or through a bulk-type caulking gun.

SealBoss® 6880 EP QuickFix should be installed in a two pass method. The first pass should fill the joint to within 1/2" of floor surface. Within 30 to 90 minutes overfill joint slightly with a second pass. Check joints periodically for material loss due to seepage. Allow material to solidify appropriately before shaving or grinding material flush with floor surface. If shaving, a warm ambient temperature may ease the shaving process and ensure a smoother filler profile. Use appropriate respirator mask if heating material. Any overfill may leave a slight stain on concrete depending on surface density. Stains may fade over time.

If shrinkage crack is excessive and needs to be "choked off," it may be sealed with clean, dry silica sand as shown below (contractor's option).

**Clean-Up:** Spills of unmixed components can be cleaned up with cleaning. Observe all safety warnings. Cured product can be scraped or shaved off floor and tools. Installed and cured SealBoss® 6880 EP QuickFix is basically maintenance free. Should joints open due to concrete shrinkage, fill voids exceeding credit card width (1/32 in) or (0.08 cm) with additional SealBoss® 6880 EP QuickFix.

### Limitations

SealBoss® 6880 EP QuickFix is a joint filler formulated for use in industrial concrete floors as specified. The product is not designed for use in true expansion/isolation/working joints, exterior joints, joints exposed to extreme chemical exposure or joints under VCT/seamless floor coverings. The product may discolor if exposed to UV.

SealBoss® 6880 EP QuickFix





### Technical Data

Mix Ratio by Volume, A:B  
Color  
Application Thickness  
Hardness, Shore A at 70°F (21°C)  
Tensile Strength, psi  
Tensile Elongation, at 70°F (21°C)  
Pot Life, min at 70°F (2°C)  
Curing Time, hours at 70°F (21°C)  
Solids Content  
Shrinkage

1:1  
Grey  
> 1/8" (3MM)  
A80-90 D-2240  
1000-1300 D-638  
50-70% D-638  
15-20  
24  
100%  
Negligible

### PACKAGING:

1:1 ratio by volume units:  
Shelf Life  
Storage Conditions  
Disposal

5 / 55 Gallon Kits  
2 years in original unopened container.  
Store at 50-90°F.  
In accordance with all applicable laws and regulations.

### Maintenance of Equipment

Tools and equipment must be cleaned immediately after use. Remove all excess product. Cured product is hard to remove. **SealBoss® R70 Pump Flush** is a solvent free, non-flammable cleaner, lubricator, pump and hose conditioner. Please refer to the product data sheet for detailed information.

### Health and Safety

Protect your health! Always use safety gear in compliance with OSHA and all applicable local and job-site regulations while working with products. Handling of this product may result in spills, splashes, and airborne substances. Wear appropriate safety goggles, gloves and safety clothing at all times. Consider property in proximity of the application to prevent loss or damage. Protect jobsite from unauthorized persons. Store all materials and equipment safely and out of reach of children and animals! Observe container labels, SDS, applicable laws and regulations and all instructions before using the product and equipment. In case one of the components comes in contact with the skin, wash thoroughly with soap and water. Provide adequate ventilation in volume and pattern in working area. Further protection: emergency showers and eyewash stations. Get immediate medical attention as needed.

### Approximate Coverage Chart

Joint Size (US)	LF/Gal.	Joint Size (Metric)	M/Gal
1/8" x 1 1/2"	100	3 x 38	30
1/8" x 1 3/4"	85	3 x 44	26
1/8" x 2"	75	3 x 50	23
3/16" x 3/4"	135	5 x 19	41
3/16" x 1"	100	5 x 25	30
3/16" x 1 1/4"	85	5 x 31	26
3/16" x 1 1/2"	70	5 x 38	21
3/16" x 1 3/4"	60	5 x 44	18
3/16" x 2"	50	5 x 50	15
1/4" x 1"	80	6 x 25	24
1/4" x 1 1/4"	60	6 x 31	18
1/4" x 1 1/2"	50	6 x 44	14
1/4" x 1 3/4"	45	6 x 50	12
1/4" x 2"	40	9 x 25	15

### Fast Cure & Low Temperature Requirements

For fast cure and low temperature requirements please refer to the **SealBoss® 6500 QuickFix** Polyurea Joint Filler System.

### Floor Spall Repair

For fast cure spall repair refer to the **SealBoss® 6060 QuickFix** Spall Repair System.



**Limited Warranty Policy and Disclaimer for Products Supplied and/or Distributed by SealBoss Corp.:** SealBoss Corp. Products are for Professional Use. All recommendations, statements and technical data herein are based on tests we believe to be reliable and correct, but accuracy and completeness of said tests are not guaranteed and are not to be construed as a warranty either expressed or implied. User shall rely on his or her own information and tests to determine suitability of the product for the intended use and user assumes all risk and liability resulting from his or her use of the product. Nothing contained in any supplied materials relieves the user of the obligation to read and follow the warnings and instruction for each product as set forth in the current Technical Data Sheet, product label and Safety Data Sheet prior to product use. SealBoss Corp. warrants supplied / distributed products to be free of manufacturing defects. Seller's and manufacturer's sole responsibility shall be to replace that portion of the product of the manufacturer which proves to be defective. There are no other warranties by SealBoss Corp. of any nature whatsoever expressed or implied, including any warranty of merchantability or fitness for a particular purpose in connection with this product. SealBoss Corp. shall not be liable for damages of any sort, including remote or consequential damages resulting from any claimed breach of any warranty whether expressed or implied. SealBoss Corp. shall not be responsible for use of this product in a manner to infringe on any patent or any other intellectual property rights held by others. In addition, no warranty or guarantee is being issued with respect to appearance, color, fading, chalking, staining, shrinkage, peeling, UV damage, excessive temperature exposure, normal wear and tear or improper application by the applicator. Damage caused by abuse, neglect and lack of proper maintenance, acts of nature and / or physical movement of the substrate or structural defects are also excluded from the limited warranty. SealBoss Corp. reserves the right to conduct performance tests on any material claimed to be defective prior to any repairs by owner, general contractor, or applicator. Neither seller nor manufacturer shall be liable to the buyer or any third person for any injury, loss or damage directly or indirectly resulting from use of or inability to use the product. Recommendations and statements other than those contained in a written agreement signed by an officer of the manufacturer shall not be binding upon the manufacturer or seller. SealBoss Corp. reserves the right to change the properties of products without notice.

# SealBoss®

## 6500 HM QuickFix



Product Data Sheet  
Hand Mix Polyurea Filler

### Product Description

**SealBoss® 6500 HM QuickFix** is a technologically advanced, two component, 7:1 ratio, 100% solids, flexible polyurea elastomer product with a retarded pot life.

SealBoss® 6500 HM QuickFix is a high quality joint and crack filler for concrete substrates in applications that are time critical. It works well in adverse temperature conditions as the material cures in ambient temperatures from -28°C (-20°F) to 54°C (130°F). The tack free time is 5 to over 15 minutes depending on temperature. This permits to reopen the jobsite to vehicle and foot traffic just one hour after the application. Exposure to sunlight (UV) may cause discoloration, however the physical properties are essentially unaffected. Ask your SealBoss technician for details. The product is for professional use.

### Installation Guidelines

Clean the area of debris and contaminants, such as oils, loose materials, dirt, rubber etc., to allow for good adhesion of the product. Expose clean rough concrete for best results. If using a saw to cut concrete and clean the crack, remove all the dust from the cut out area. Make sure the area is dry. All equipment, pumps and hoses must be dry. Avoid moisture contact with the mixture.

For bulk mixing, pre-mix each component thoroughly. Proportion parts at 7:1 ratio by volume of Component "A" and Component "B" preferably by mixing the B side into the A side container. Mix only the quantity that can be used within the pot life of the product. The material can be mixed with sand or quartz sand and other approved fillers in a ratio of up to 30%. Use of filled product will prolong the reaction time. Do not add solvents or thinners. They will prevent proper cure. Not for sealing cracks and joints under hydrostatic pressure or with extreme movement. Material is a vapor barrier after cure. Minimum age of concrete must be 21-28 days, depending on curing and drying conditions prior to applications.

### Maintenance of Equipment

Tools and equipment must be cleaned immediately after use. Remove all excess product. Cured product is hard to remove. **SealBoss® R70 Pump Flush** is a solvent free, non-flammable cleaner, lubricator, pump and hose conditioner. Please refer to the product data sheet for detailed information.

### Health and Safety

Protect your health! Always use safety gear in compliance with OSHA and all applicable local and job-site regulations while working with products. Handling of this product may result in spills, splashes, and airborne substances. Wear appropriate safety goggles, gloves and safety clothing at all times. Consider property in proximity of the application to prevent loss or damage. Protect jobsite from unauthorized persons. Store all materials and equipment safely and out of reach of children and

### Extended Pot Life Joint Filler & Joint Repair System

#### SealBoss® 6500 HM QuickFix Applications

- To fill cracks, damaged control joints, construction joints on horizontal concrete
- For industrial floor applications which receive heavy vehicle traffic, such as fork lifts or steel wheeled carts
- Highly flexible, allowing slab movement, yet strong enough to protect the vertical edges of concrete from spalling under heavy loading
- Interior and exterior use, discoloration in prolonged UV exposure

#### SealBoss® 6500 HM QuickFix Advantages

- 100% Solids and VOC Free
- Remains Flexible, Even in Cold Temperatures
- Return Project to Service in 60 Minutes
- Cures From -0-54°C / 32-130°F
- Reduced Moisture Sensitivity
- Essentially Odorless
- Resistant to Petrochemicals

#### Typical Application Environments

- Industrial Facilities
- Warehouse Floors
- Manufacturing Facilities
- Pulp and Paper Mills
- Bottling and Canning Facilities
- Airports
- Water and Waste Water Treatment
- Cold Storage Facilities
- Food Processing Facilities

animals! Observe container labels, SDS, applicable laws and regulations and all instructions before using the product and equipment. In case one of the components comes in contact with the skin, wash thoroughly with soap and water. Provide adequate ventilation in volume and pattern in working area. Further protection: emergency showers and eyewash stations. Get immediate medical attention as needed.

SealBoss® 6500 HM QuickFix



# SealBoss®

## 6500 HM QuickFix



### Product Data Sheet Hand Mix Polyurea Filler

#### Technical Data

##### PHYSICAL PROPERTIES:

Color (A+B)

Viscosity (mixed)

Mix Ratio (by volume)

Pot Life 0.1 kg at 25°C / 77°F

Tack Free, Thin Film at 25°C / 77°F

Initial Cure at 25°C / 77°F

Final Cure at 25°C / 77°F

% of Elongation

Service Movement

Tensile Strength, psi

Bond Strength, fully cured clean concrete, psi

Tear Strength, pli, Die C

Shore "A" Hardness

Resistance to Chemicals

Charcoal Grey,  
Black, or other

Self Leveling

7:1

8-12 min

40-50 min

120 min

5 days

600

ASTM D-412

± 20%

>2100

ASTM D-412

400

ASTM C-882

>450

ASTM D-624

80-85A

ASTM D-2240

Resistant to Most Organic Solvents,  
Mild Acids, Alkali and  
Micro Organisms

##### PACKAGING:

Units

Shelf Life:

Storage Conditions:

Disposal:

1 gal kit, 0.825 gal A / 0.172 gal B, 7:1 ratio by volume

6 months in original unopened container

Store at 55-95°F

In accordance with all applicable laws and regulations

Empty containers must be drip free

##### Chemical Resistance:

Test Procedure; ASTM D-1308 at 72°F

R=Recommend

RC=Recommend Conditional, some swelling  
or discoloration

N=Not Recommend

1=Some discoloration only

Chemical Result

Acetic Acid 10 % R

Acetone RC

Battery Acid (Sulfuric Acid) RC

Brake fluid R

Chlorine (2,000ppm in H<sub>2</sub>O) R

Citric Acid R

Gasoline R

Hydraulic Oil R-1

Methanol (5%) Gasoline RC

Motor Oil R-1

Toluene RC

Vinegar R

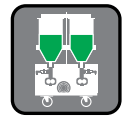

Water R

Xylene R



**Limited Warranty Policy and Disclaimer for Products Supplied and/or Distributed by SealBoss Corp.:** SealBoss Corp. Products are for Professional Use. All recommendations, statements and technical data herein are based on tests we believe to be reliable and correct, but accuracy and completeness of said tests are not guaranteed and are not to be construed as a warranty either expressed or implied. User shall rely on his or her own information and tests to determine suitability of the product for the intended use and user assumes all risk and liability resulting from his or her use of the product. Nothing contained in any supplied materials relieves the user of the obligation to read and follow the warnings and instruction for each product as set forth in the current Technical Data Sheet, product label and Safety Data Sheet prior to product use. SealBoss Corp. warrants supplied / distributed products to be free of manufacturing defects. Seller's and manufacturer's sole responsibility shall be to replace that portion of the product of the manufacturer which proves to be defective. There are no other warranties by SealBoss Corp. of any nature whatsoever expressed or implied, including any warranty of merchantability or fitness for a particular purpose in connection with this product. SealBoss Corp. shall not be liable for damages of any sort, including remote or consequential damages resulting from any claimed breach of any warranty whether expressed or implied. SealBoss Corp. shall not be responsible for use of this product in a manner to infringe on any patent or any other intellectual property rights held by others. In addition, no warranty or guarantee is being issued with respect to appearance, color, fading, chalking, staining, shrinkage, peeling, UV damage, excessive temperature exposure, normal wear and tear or improper application by the applicator. Damage caused by abuse, neglect and lack of proper maintenance, acts of nature and / or physical movement of the substrate or structural defects are also excluded from the limited warranty. SealBoss Corp. reserves the right to conduct performance tests on any material claimed to be defective prior to any repairs by owner, general contractor, or applicator. Neither seller nor manufacturer shall be liable to the buyer or any third person for any injury, loss or damage directly or indirectly resulting from use of or inability to use the product. Recommendations and statements other than those contained in a written agreement signed by an officer of the manufacturer shall not be binding upon the manufacturer or seller. SealBoss Corp. reserves the right to change the properties of products without notice.

Revised 201705



## JointMaster Pro2 G3i Digital

Product Data Sheet

Two Component Joint Filler Pump



- Design G3i Industrial Grade Design with New Features
- Frame Robust, Modern & Sleek Steel Design, Stronger & Smaller Footprint
- Pumps Advanced Gear Pump System, Improved Flow Rate & Seals
- Motor Industrial, CE Grade Engineered High Tech Motor
- Digital Programmable Logic Controller with Digital Display
- Applicator Low Amp/Volt Safety Control Line to Applicator with Control Dial

Welcome to the Digital Age in Floor Repair

- Professional Use
- Two-Component
- Joint Sealer
- Highway Joint / Crack Repair
- Polyurea
- Polyurethane
- Epoxy

Inside and Outside Applications

- Warehouses
- Parking Structures
- Highway Repair
- Driveways
- Control Joints

Custom Equipped to Your Order

- Tank Volume
- Tank Material
- Manifold Cleaning Options
- Heater Band Option
- Battery & Inverter Option
- Generator Option
- 110 Volt Standard
- 220 Volt International Markets



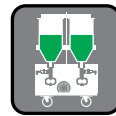

The SealBoss® JointMaster Pro2 G3i Digital machine is for professional use. Please contact a SealBoss® representative for detailed information and to confirm that your product is suitable for use with this machine. Specific product data sheet and SDS of product to be intended for use will help you to determine the suitability. Please refer to the JointMaster Pro2 G3i Digital Manual for more information. Due to the nature of a dispensing machine like the SealBoss® JointMaster Pro2 G3i Digital, user shall rely on his or her own information and tests to determine suitability of the product for the intended use and user assumes all risk and liability resulting from his or her use of the product. Nothing contained in any materials supplied or distributed by SealBoss® Corp. relieves the user of the obligation to read and follow the warnings and instruction for each SealBoss® Corp. product as set forth in the current Technical Data Sheet, product label and Material Safety Data Sheet prior to product use. SealBoss® Corp. warrants its products to be free of manufacturing defects. Seller's and manufacturer's sole responsibility shall be to replace that portion of the product of the manufacturer which proves to be defective. There are no other warranties by SealBoss® Corp. of any nature whatsoever expressed or implied, including any warranty of merchantability or fitness for a particular purpose in connection with this product. SealBoss® Corp. does not take back or restock any used equipment. SealBoss® Corp. does not apply credit for used equipment.



SealBoss® JointMaster Pro2 G3i Digital Machines are custom equipped. Models may vary.

SealBoss® JointMaster Pro2 G3i Digital






### Implementing Over 10 Years of Experience and Customer Feedback

- The New JointMaster Pro2 Gen3i is Designed for a Wide Variety of Joint Filler Products
- New Pump Units, 10 Times Improved Seal Pressure Resistance
- New Programmable Digital Motor Control with Display for Consistent Product Flow & Higher Output
- Safety - Low Voltage Signal Line to Applicator
- New CE Rated Motor with Much Lower Energy Consumption - Run Longer on Battery!
- Improved, Fully Enclosed Drive Design, 3 Shaft, Reduced Friction Energy Saving Design
- New Frame Design - Smaller Footprint, Quality Fit & Finish, Better Handling, Stronger Frame
- Very High Build Quality, Sharp and Professional on the Jobsite, Enhance Your Company's Image
- Stainless Steel Tanks Standard, other Options Available
- Custom Equipped - Tank Size, Battery & Applicator Options
- International Versions, 110V, 220V, 50-60Hz

### Specifications

Weight:	Basic Pump 205 lb dry. Extra equipment not included.
Height:	44" (5 gal tanks) , 47" (6 gal tanks) Width: 25", Length: 29.5"
Motor:	1/2 [hp], ~200 [lb-in], AC Gear
Pumps:	Internal rotary gear pumps
Tanks:	5 gal/ 6 gal, 14 gauge 304 stainless steel
Power:	110V 5A, 220V version available
Hoses:	3/8" x 14.5' braided, protective sleeve
Wheels:	6", swivel wheels with brakes
Control:	Extended lightweight handle, dual port manifold, digital speed control. Low voltage control line to applicator Programmable Digital Control
Viscosity:	approx. 50-4000 cps, depending on material, please call.
Flow Rate:	approx. 0.1 to over 1 gallon per minute
Ratios:	1:1 by volume ratio standard, other ratios available



### SealBoss® QuickFix Joint Filler & Spall Repair Products



SealBoss® Corp. recommends SealBoss® QuickFix Products for use with the SealBoss® JointMaster Pro2 Gen3i pump systems.



**Limited Warranty Policy and Disclaimer for Products Supplied and/or Distributed by SealBoss Corp.:** SealBoss Corp. Products are for Professional Use. All recommendations, statements and technical data herein are based on tests we believe to be reliable and correct, but accuracy and completeness of said tests are not guaranteed and are not to be construed as a warranty either expressed or implied. User shall rely on his or her own information and tests to determine suitability of the product for the intended use and user assumes all risk and liability resulting from his or her use of the product. Nothing contained in any supplied materials relieves the user of the obligation to read and follow the warnings and instruction for each product as set forth in the current Technical Data Sheet, product label and Safety Data Sheet prior to product use. SealBoss Corp. warrants supplied / distributed products to be free of manufacturing defects. Seller's and manufacturer's sole responsibility shall be to replace that portion of the product of the manufacturer which proves to be defective. There are no other warranties by SealBoss Corp. of any nature whatsoever expressed or implied, including any warranty of merchantability or fitness for a particular purpose in connection with this product. SealBoss Corp. shall not be liable for damages of any sort, including remote or consequential damages resulting from any claimed breach of any warranty whether expressed or implied. SealBoss Corp. shall not be responsible for use of this product in a manner to infringe on any patent or any other intellectual property rights held by others. In addition, no warranty or guarantee is being issued with respect to appearance, color, fading, chalking, staining, shrinkage, peeling, UV damage, excessive temperature exposure, normal wear and tear or improper application by the applicator. Damage caused by abuse, neglect and lack of proper maintenance, acts of nature and / or physical movement of the substrate or structural defects are also excluded from the limited warranty. SealBoss Corp. reserves the right to conduct performance tests on any material claimed to be defective prior to any repairs by owner, general contractor, or applicator. Neither seller nor manufacturer shall be liable to the buyer or any third person for any injury, loss or damage directly or indirectly resulting from use of or inability to use the product. Recommendations and statements other than those contained in a written agreement signed by an officer of the manufacturer shall not be binding upon the manufacturer or seller. SealBoss Corp. reserves the right to change the properties of products without notice.

Revised 201705